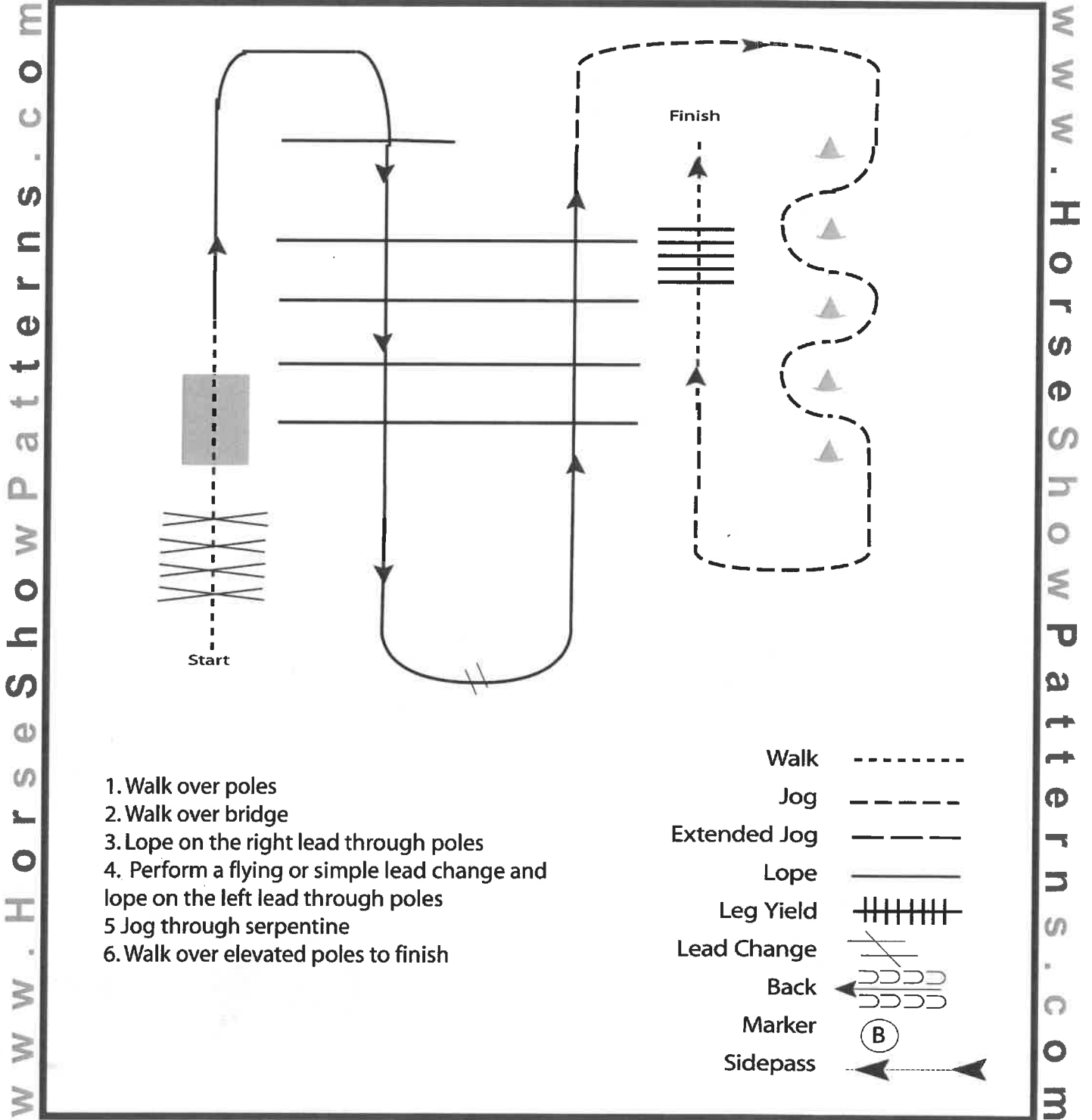


Isabella County Fair

Trail Int 12-15 & Sr. 16-19

Show Date: 07-24-2024



1. Walk over poles
2. Walk over bridge
3. Lope on the right lead through poles
4. Perform a flying or simple lead change and lope on the left lead through poles
- 5 Jog through serpentine
6. Walk over elevated poles to finish

Walk	-----
Jog	-----
Extended Jog	-----
Lope	—————
Leg Yield	
Lead Change	⌘
Back	←←←
Marker	ⓑ
Sidepass	←←←

[T/2-6]

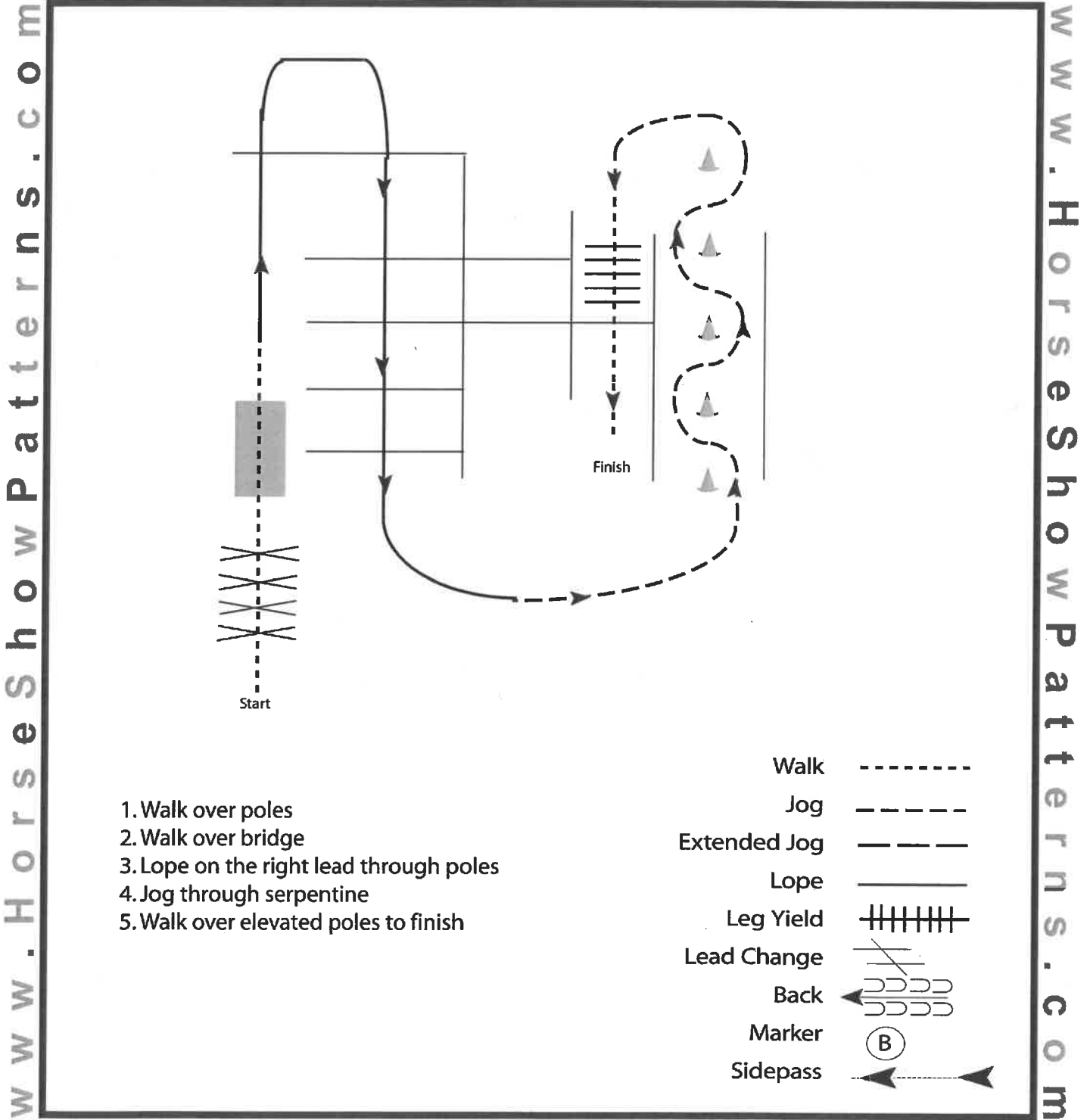
Pattern Provided by:

Isabella County Horse Leaders

Isabella County Fair

Trail Jr. 8-11

Show Date: 07-24-2024



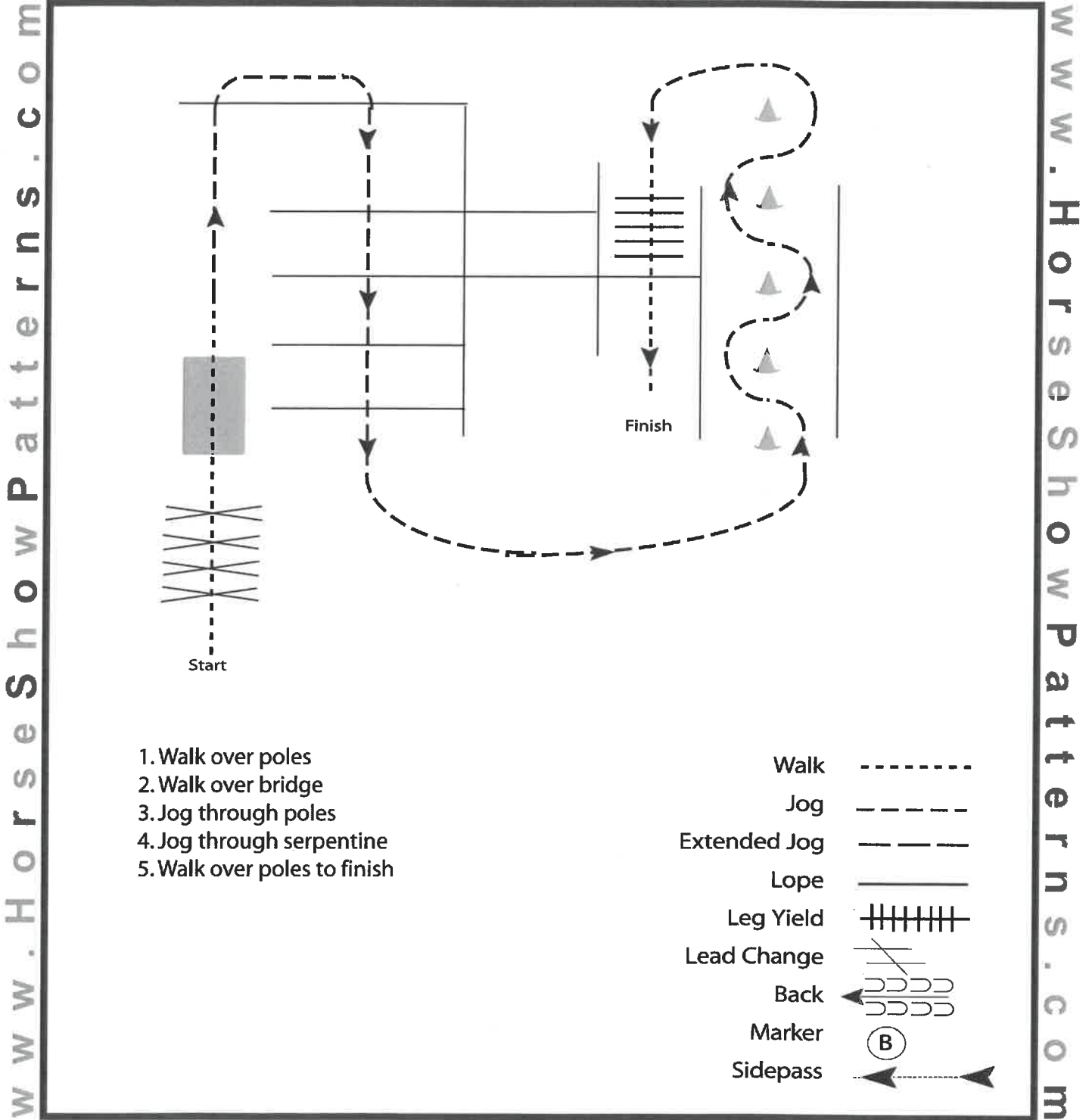
[T/1-3]

Pattern Provided by:
Isabella County Horse Leaders

Isabella County Fair

Trail *W/T*

Show Date: 07-24-2024



1. Walk over poles
2. Walk over bridge
3. Jog through poles
4. Jog through serpentine
5. Walk over poles to finish

- Walk -----
- Jog - - - - -
- Extended Jog - - - - -
- Lope _____
- Leg Yield | | | | |
- Lead Change / / / / /
- Back ← ~ ~ ~ ~ ~
- Marker (B)
- Sidepass ← ----- →

[T/WT-4]

Pattern Provided by:

Isabella County Horse Leaders

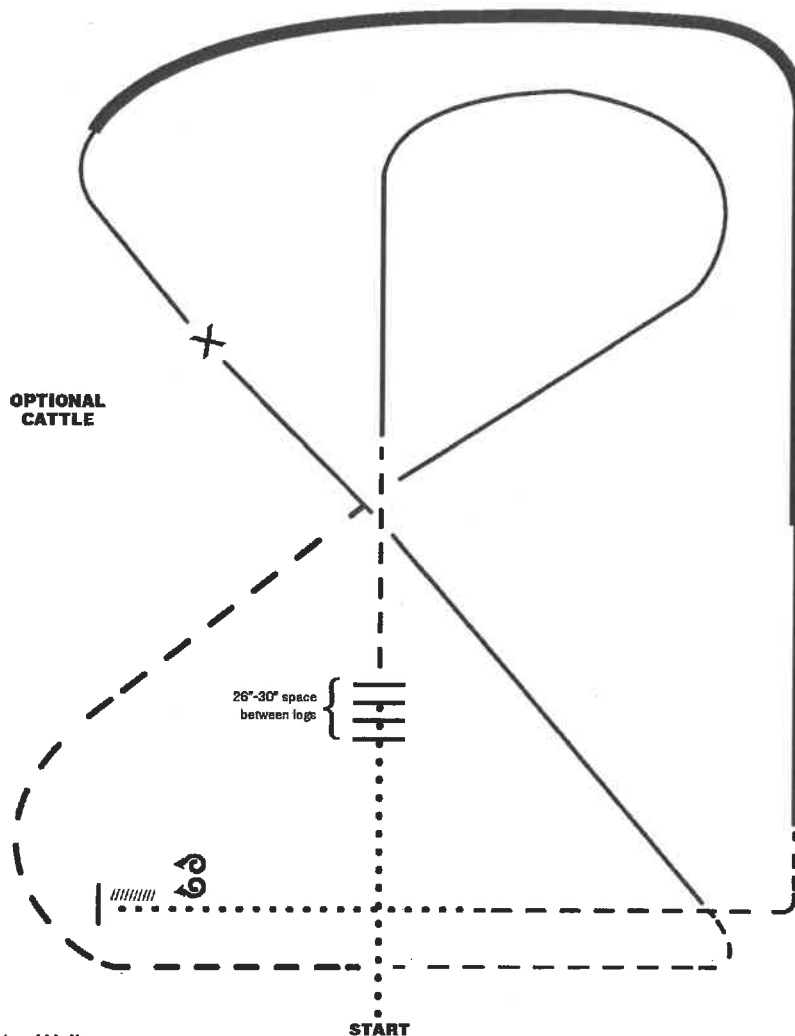
Isabella County Fair

Ranch Riding

Show Date: 07-24-2024

www.HorseShowPatterns.com

www.HorseShowPatterns.com



1. Walk
2. Walk over logs
3. Trot
4. Lope right lead
5. Extended trot
6. Trot
7. Lope left lead
8. Change leads (simple or flying)
9. Right lead, extended lope
10. Collect Lope
11. Trot
12. Walk
13. Stop and back
14. 360 degree turn each direction (either direction 1st) (L-R or R-L)

Note: The drawn description of this pattern is only intended for the general depiction of the pattern. Exhibitors should utilize the arena space to best exhibit their horses.

[RR/AQHA-5]

Pattern Provided by:
Isabella County Horse Leaders

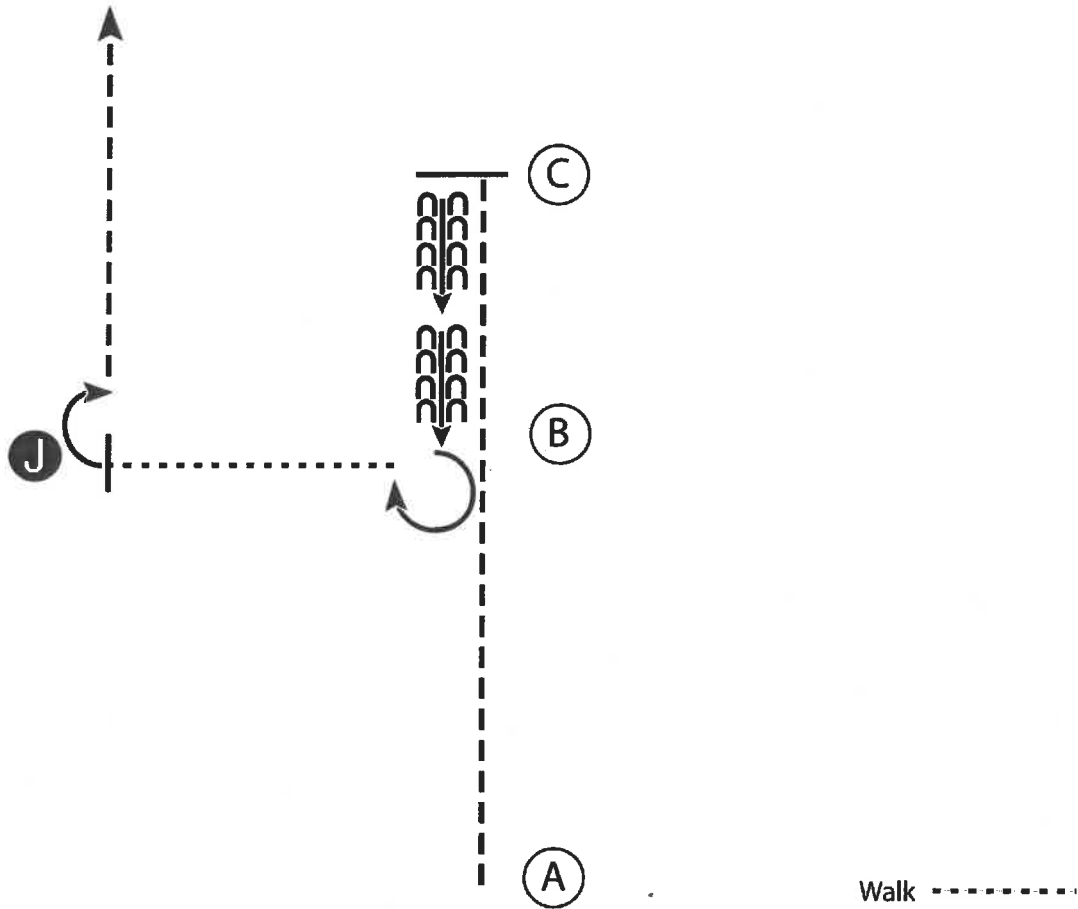
Isabella County Fair

Showmanship Sr. 16-19

Show Date: 07-25-2024

www.HorseShowPatterns.com

www.HorseShowPatterns.com



1. Trot from A to C.
2. Stop and back to B.
3. Perform a 270 degree turn and walk to the Judge.
4. Stop and set up for inspection.
5. When dismissed perform a 90 degree turn and trot to line-up.

Walk
Trot - - - - -
Back ← C C C C C
Marker (B)
Judge (J)

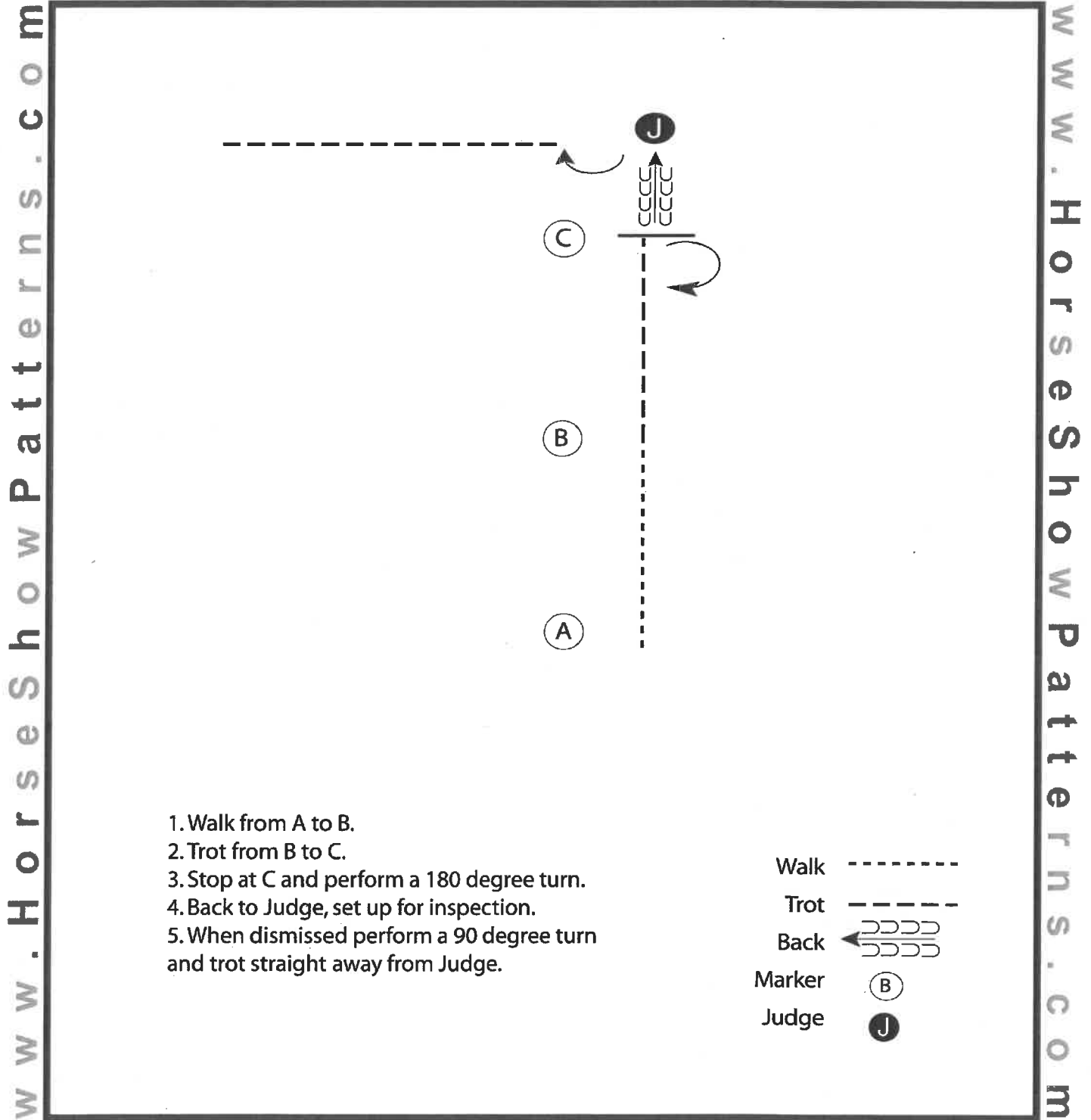
[S/2-14]

Pattern Provided by:
Isabella County Horse Leaders

Isabella County Fair

Showmanship Int. 12-15

Show Date: 07-25-2024



[S/2-6]

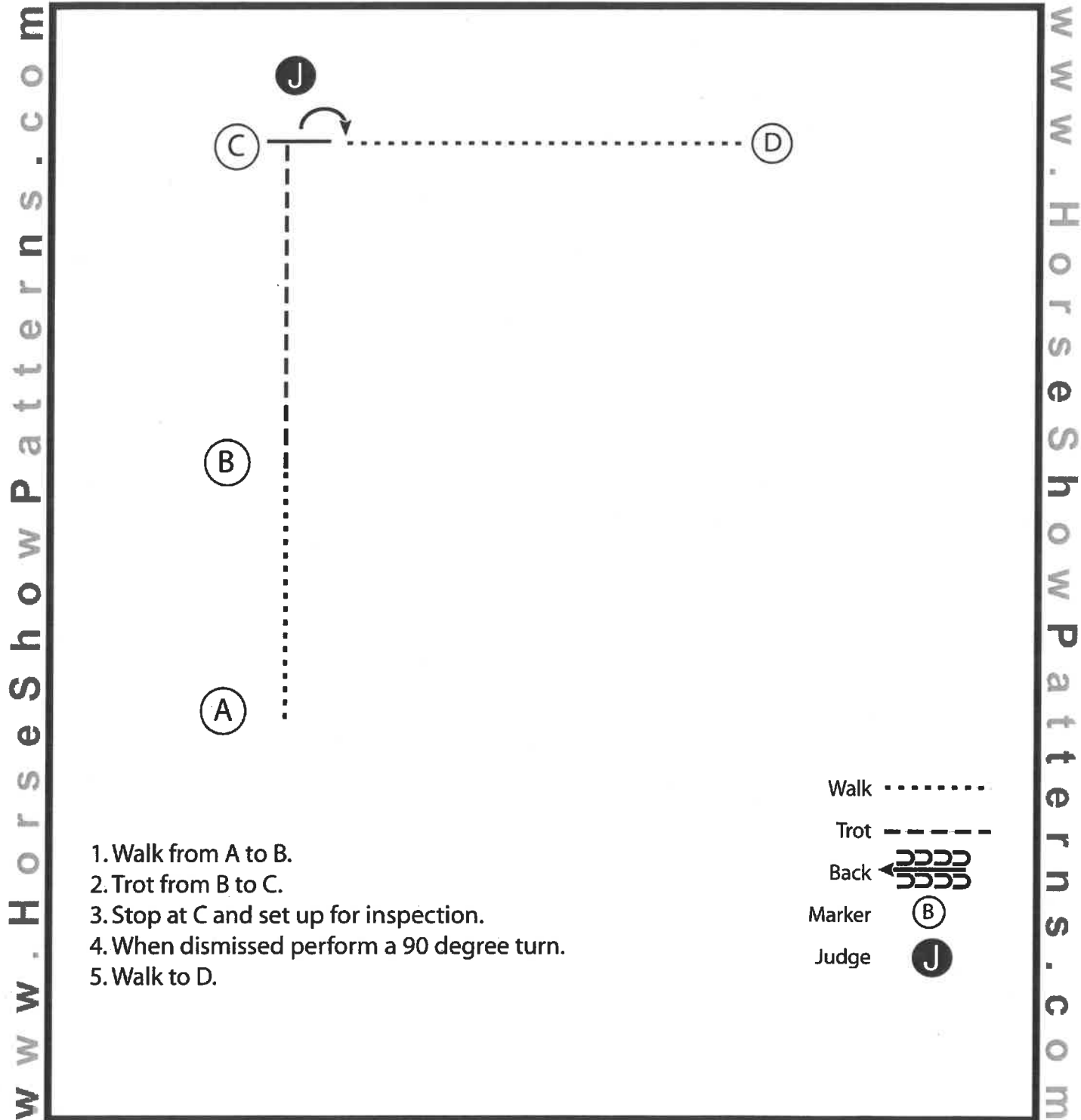
Pattern Provided by:

Isabella County Horse Leaders

Isabella County Fair

Showmanship Jr. 8-11

Show Date: 07-25-2024



1. Walk from A to B.
2. Trot from B to C.
3. Stop at C and set up for inspection.
4. When dismissed perform a 90 degree turn.
5. Walk to D.

Walk
Trot - - - - -
Back ←
Marker (B)
Judge (J)

[S/1-4]

Pattern Provided by:

Isabella County Horse Leaders

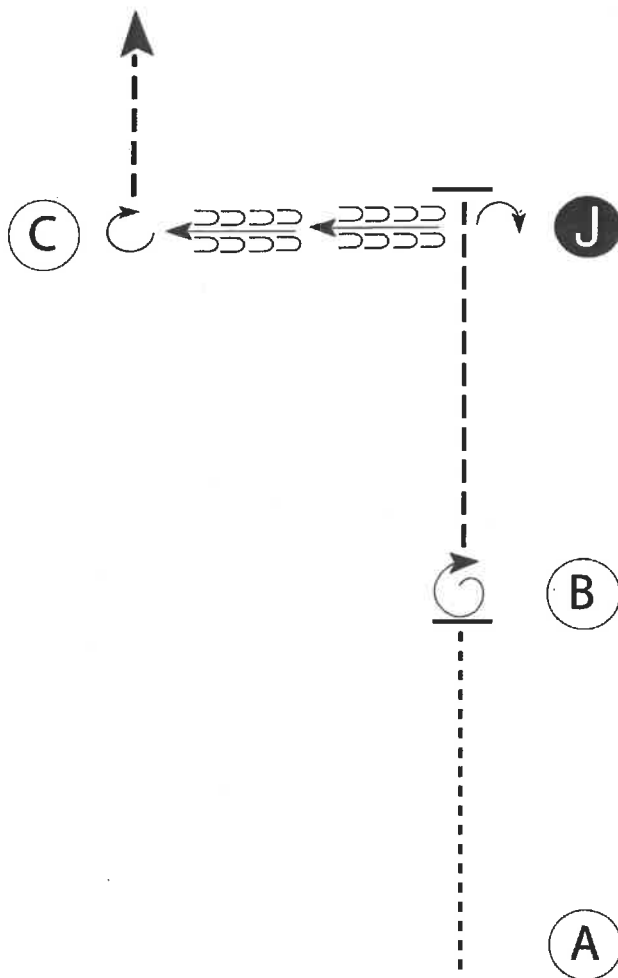
Isabella County Fair

Grand-Reserve Int. 12-15 Sr. 16-19 (Int. 12-15)

Show Date: 07-25-2024

www.HorseShowPatterns.com

www.HorseShowPatterns.com



Be ready at A.

1. Walk A to B.
2. Stop at B and perform a 360 degree turn.
3. Trot until even with Judge.
4. Stop and perform a 90 degree turn; set up for inspection.
5. When dismissed, back to C.
6. Perform a 270 degree turn and trot straight away.

- Walk -----
Trot -----
Back ←-----
Marker (B)
Judge (J)

Follow the instructions of your ring steward.

[S/2-4]

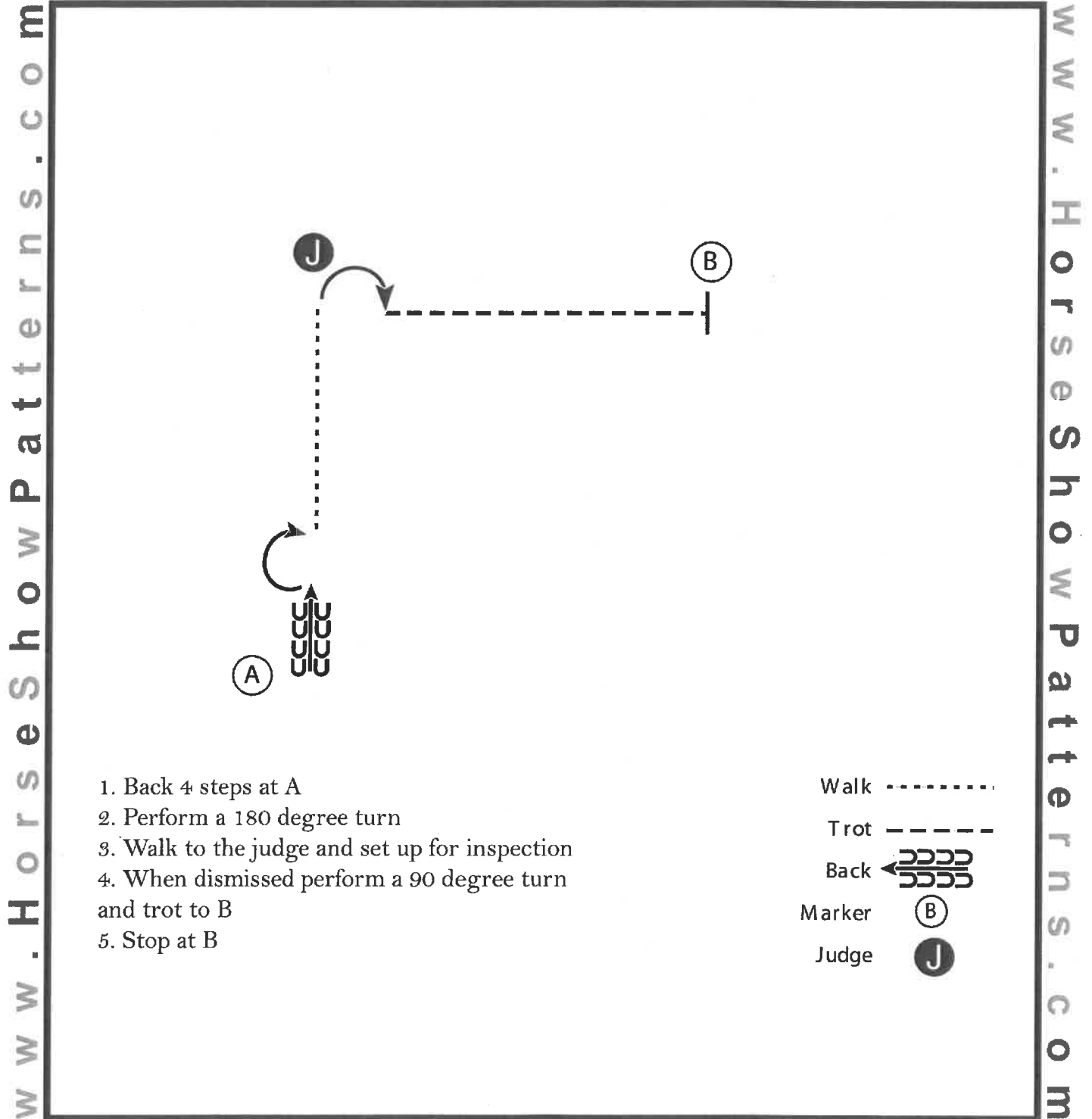
Pattern Provided by:

Isabella County Horse Leaders

Isabella County Fair

Grand-Reserve Jr. 8-11 (Jr. 8-11)

Show Date: 07-25-2024



[S/1-2]

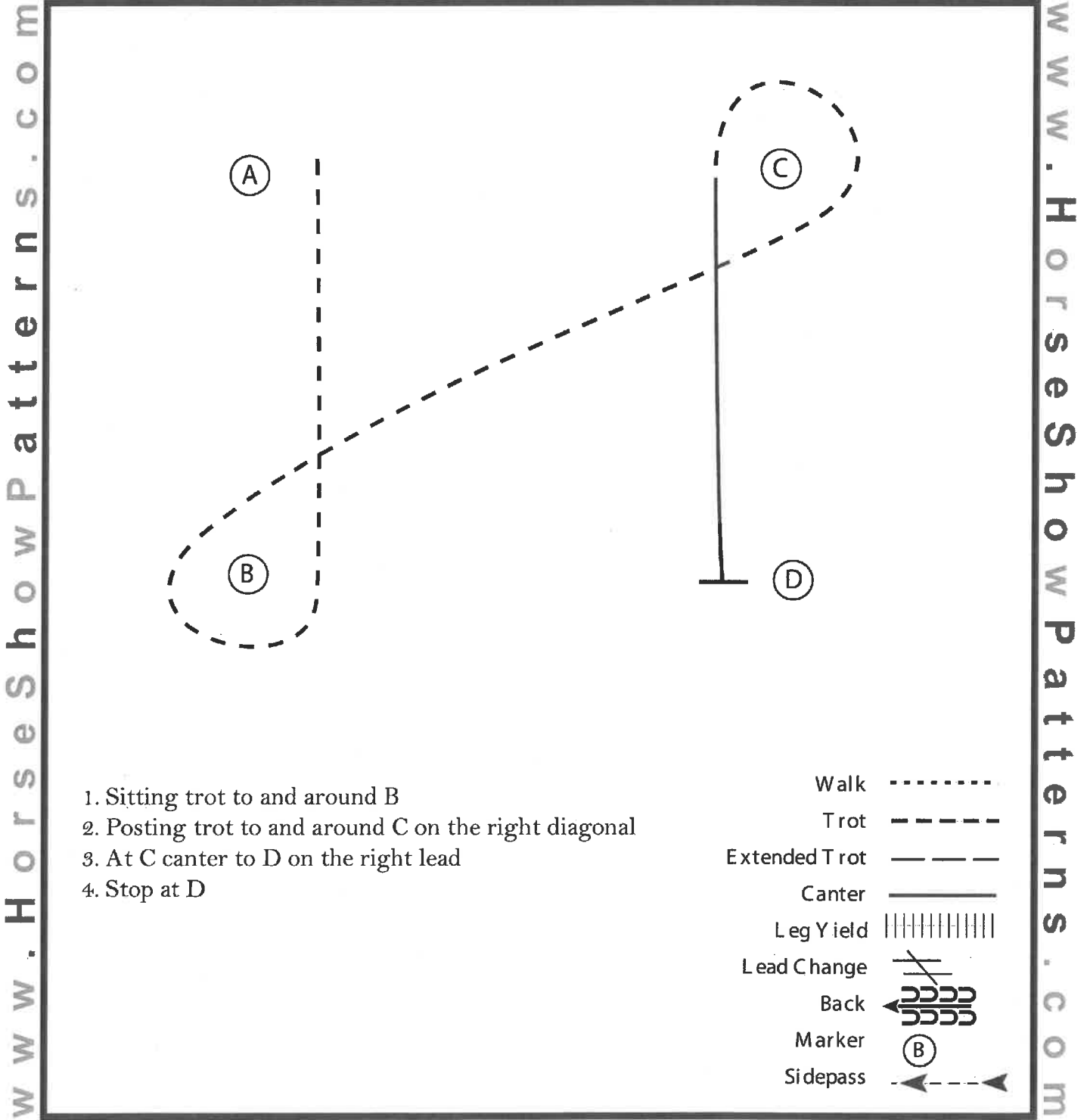
Pattern Provided by:

Isabella County Horse Leaders

Isabella County Fair

Hunt Seat Equitation Int 12-15 + Sr. 16-19

Show Date: 07-25-2024



[HSE/2-3]

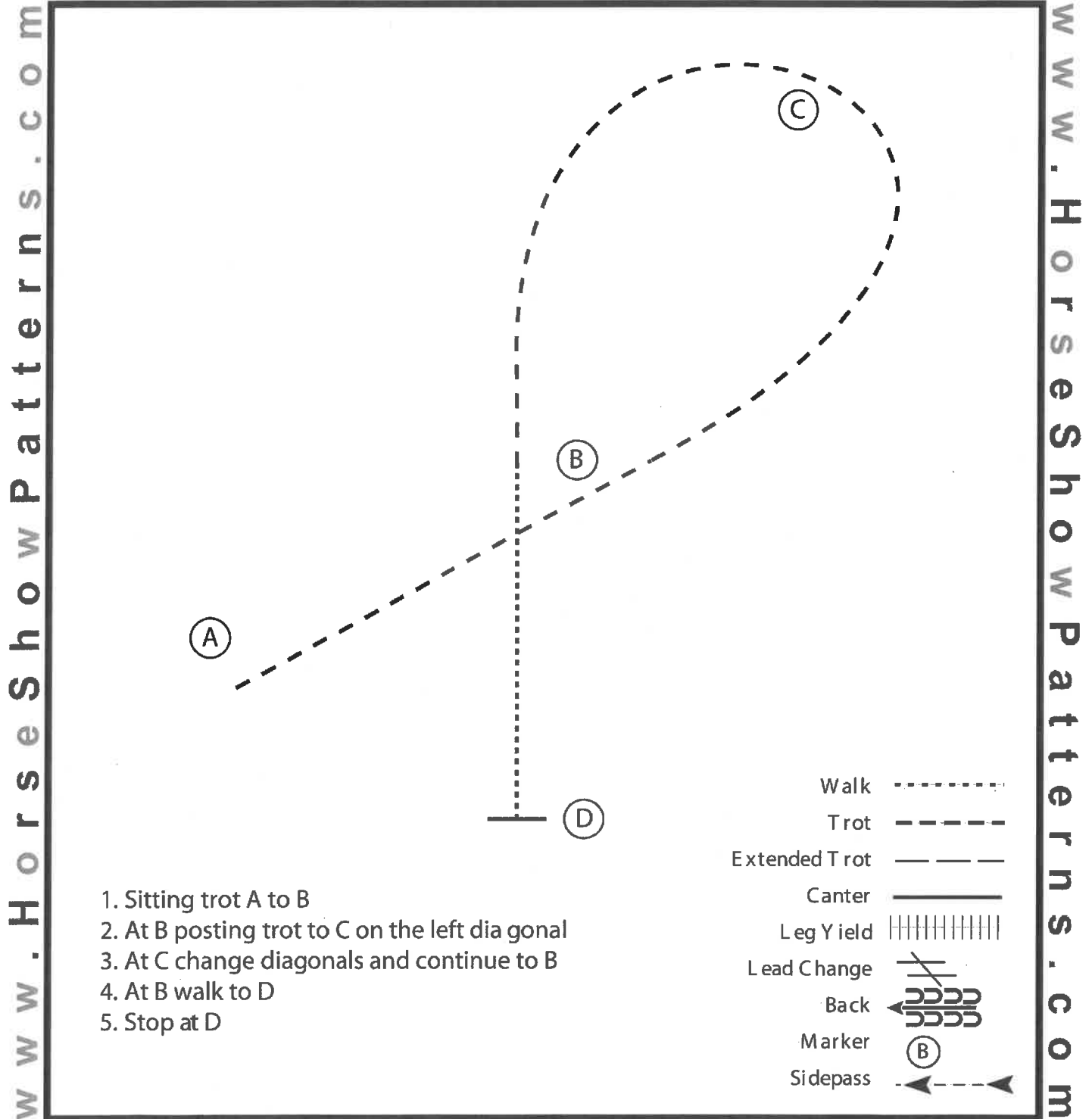
Pattern Provided by:

Isabella County Horse Leaders

Isabella County Fair

Hunt Seat Equitation Jr 8-11

Show Date: 07-25-2024



[HSE/1-1]

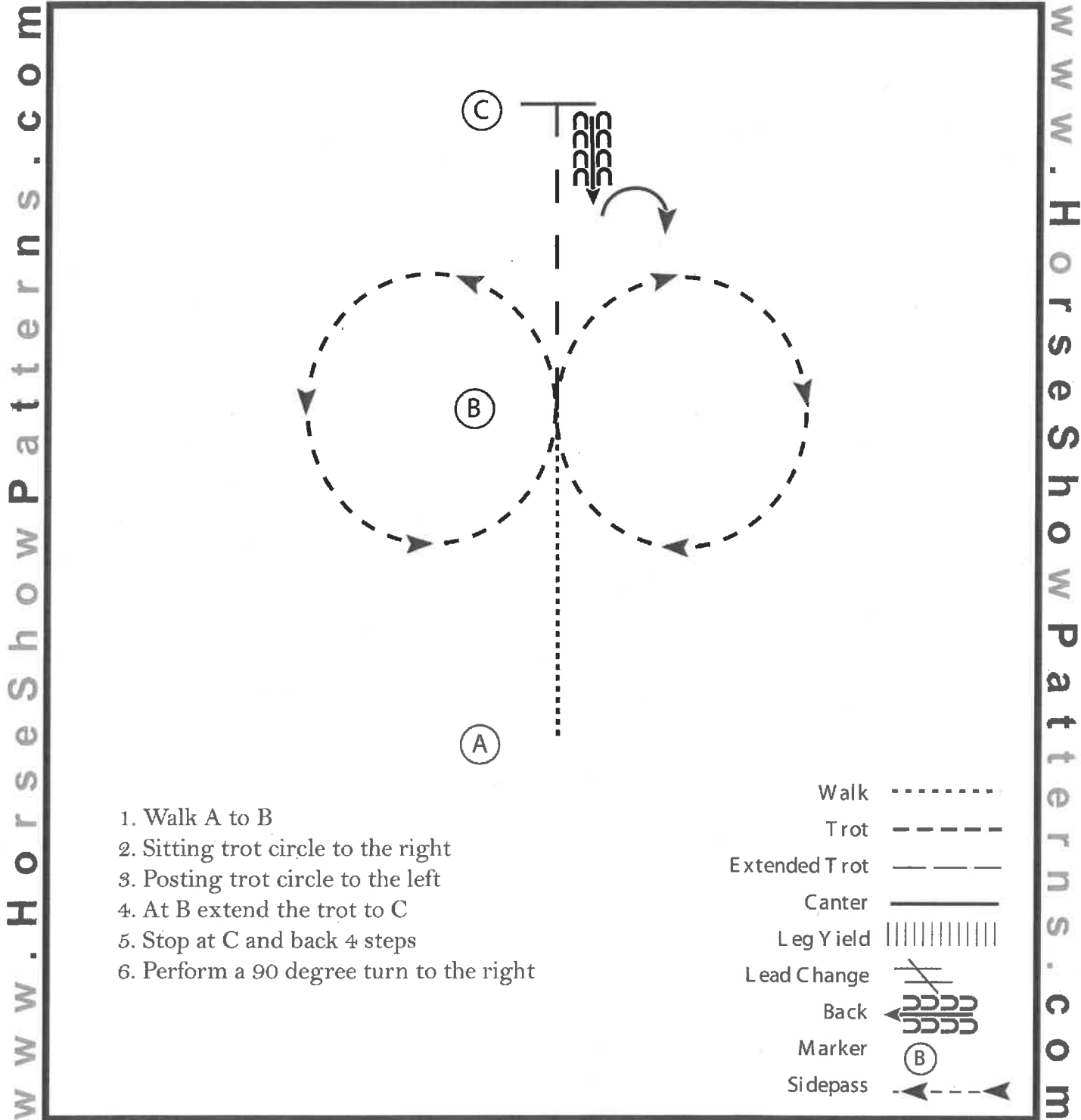
Pattern Provided by:

Isabella County Horse Leaders

Isabella County Fair

Hunt Seat Equitation Walk-Trot 8-19

Show Date: 07-25-2024



[HSE/WT-1]

Pattern Provided by:

Isabella County Horse Leaders

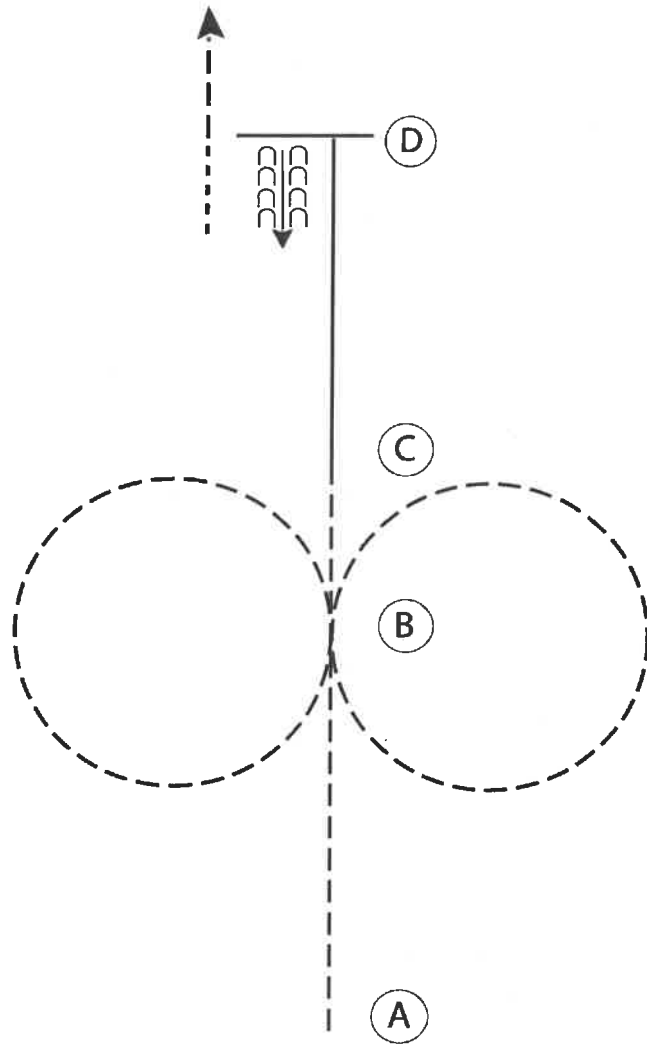
Isabella County Fair

Hunt Seat Equitation-Gymkhana

Show Date: 07-25-2024

W W W . H O R S E S H O W P A T T E R N S . C O M

W W W . H O R S E S H O W P A T T E R N S . C O M



1. Sitting trot from A to B
2. Perform a figure eight at the posting trot starting to the right
3. Continue posting trot to C
4. Canter right lead to D
5. At D stop and back five steps
6. Walk five steps and trot to the line

Walk	-----
Trot	- - - - -
Extended Trot	-----
Canter	-----
Leg Yield	
Lead Change	/
Back	←←←←←
Marker	Ⓚ
Sidepass	←←←←←
Hand Gallop	-----

[HSE/1-5]

Pattern Provided by:
Isabella County Horse Leaders

Isabella County Fair

Western Horsemanship Int 12-15 & Sr. 16-19

Show Date: 07-25-2024

www.HorseShowPatterns.com

Be ready at A.

1. Jog to B.
2. At B, extend the jog in a circle around B.
3. Continue the extended jog toward C.
4. Turn a corner at C and lope on the left lead to D.
5. At D, stop and back approximately one horse length.

Follow the instructions of your ring steward.

Walk	-----
Jog	-----
Extended Jog	-----
Lope	—————
Leg Yield	
Lead Change	—/—
Back	←←←←←
Marker	⊙ B
Sidepass	←-----→

www.HorseShowPatterns.com

[WH/2-9]

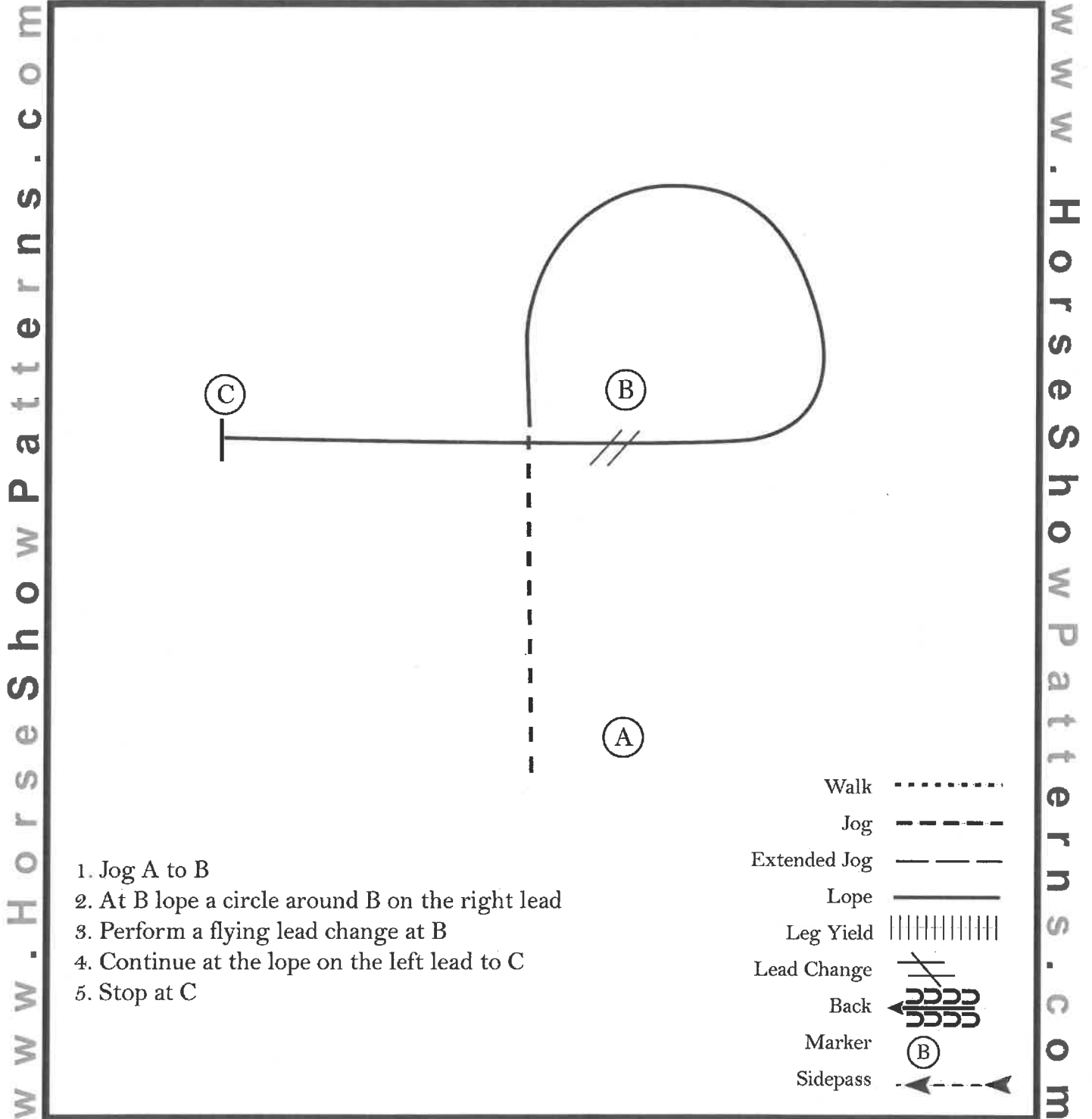
Pattern Provided by:

Isabella County Horse Leaders

Isabella County Fair

Western Horsemanship Jr. 8-11

Show Date: 07-25-2024



[WH/1-5]

Pattern Provided by:

Isabella County Horse Leaders

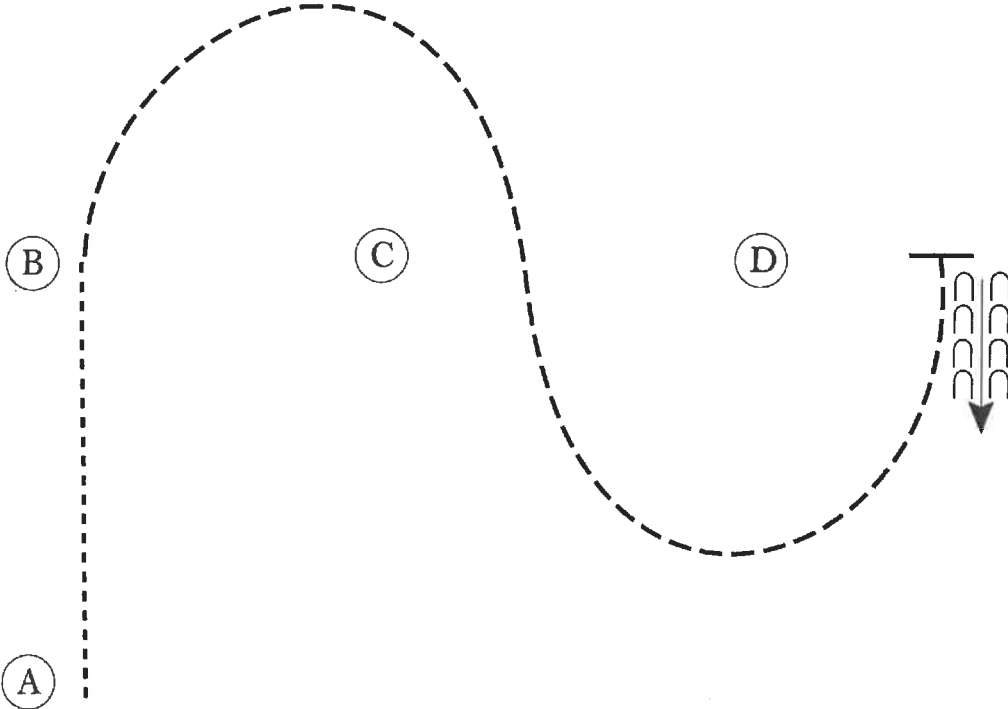
Isabella County Fair

Western Horsemanship Walk-Trot 8-19

Show Date: 07-25-2024

w w w . H o r s e S h o w P a t t e r n s . c o m

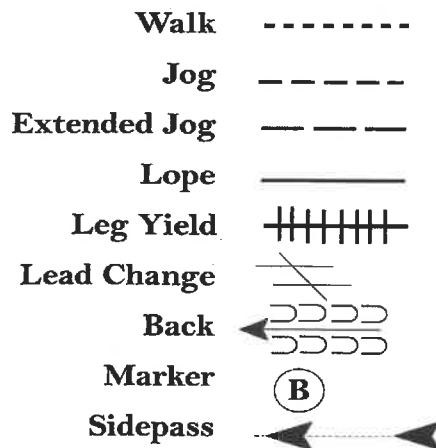
w w w . H o r s e S h o w P a t t e r n s . c o m



Be ready at A.

1. Walk A to B.
2. Jog at B, around C and to D.
3. Stop at D and back approximately one horse length.

Follow the instructions of your ring steward.



[WH/WT-6]

Pattern Provided by:

Isabella County Horse Leaders

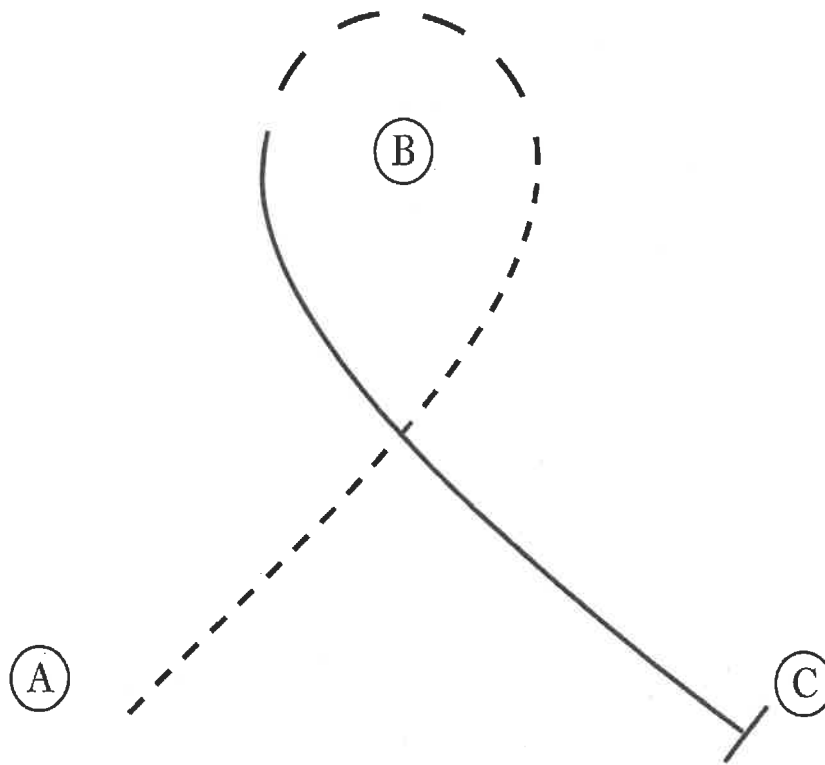
Isabella County Fair

Western Horsemanship-Gymkhana

Show Date: 07-25-2024

www.HorseShowPatterns.com

www.HorseShowPatterns.com



1. Jog A to B
2. At B extend the jog
3. Extended jog around B
4. At B lope on the right lead to C
5. Stop at C

Walk
Jog	-----
Extended Jog	-----
Lope	—————
Leg Yield	
Lead Change	↘
Back	←←←←
Marker	⊙
Sidepass	←←←←

[WH/1-3]

Pattern Provided by:

Isabella County Horse Leaders

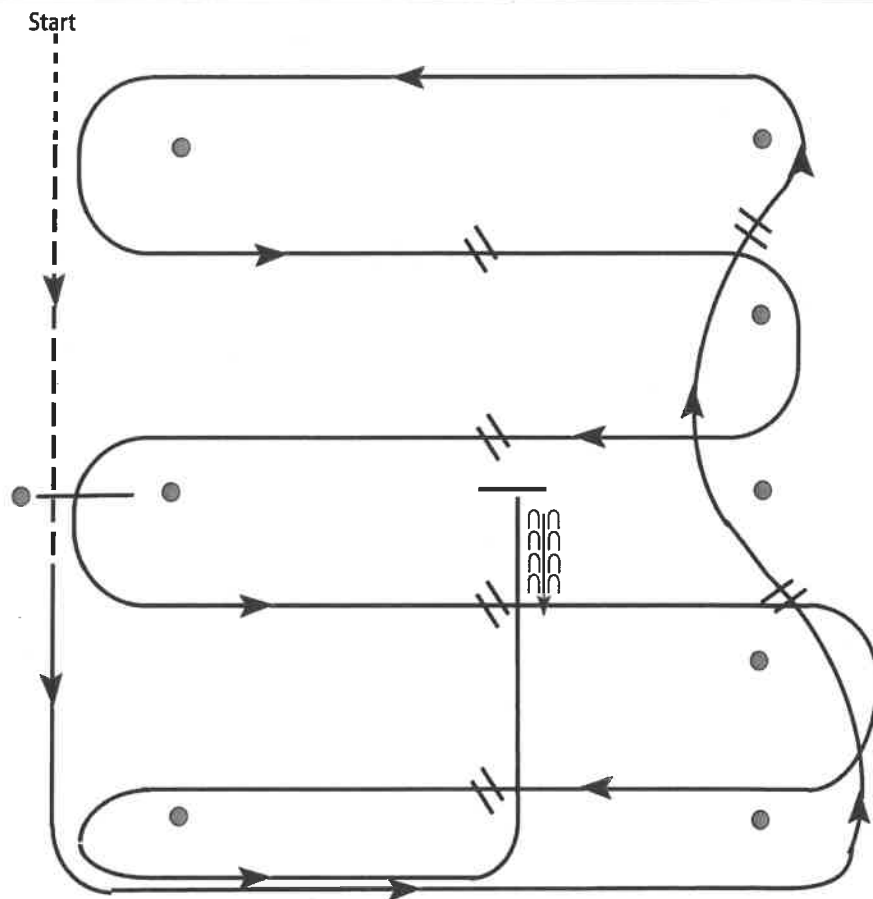
Isabella County Fair

English/Western Riding

Show Date: 07-25-2024

w w w . H o r s e S h o w P a t t e r n s . c o m

w w w . H o r s e S h o w P a t t e r n s . c o m



1. Walk at least 15' & jog over log.
2. Transition to left lead and lope around end.
3. First line change.
4. Second line change. Lope around end of arena
5. First crossing change.
6. Second crossing change.
7. Lope over log.
8. Third crossing change.
9. Fourth crossing change.
10. Lope up the center, stop and back.

[WR/GP-1]

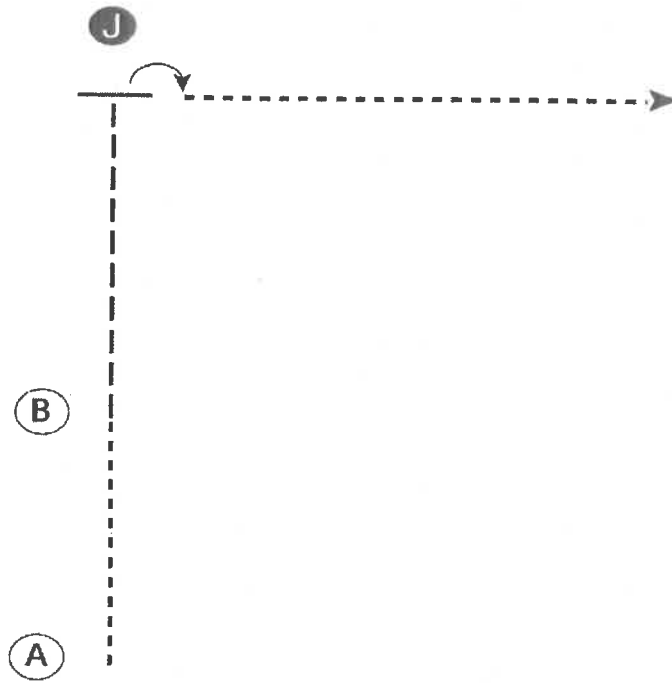
Pattern Provided by:

Isabella County Horse Leaders

Cloverbud Showmanship Class

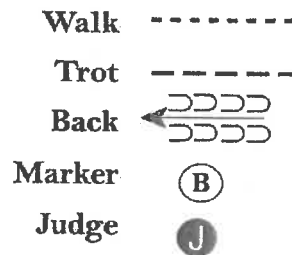
www.HorseShowPatterns.com

www.HorseShowPatterns.com

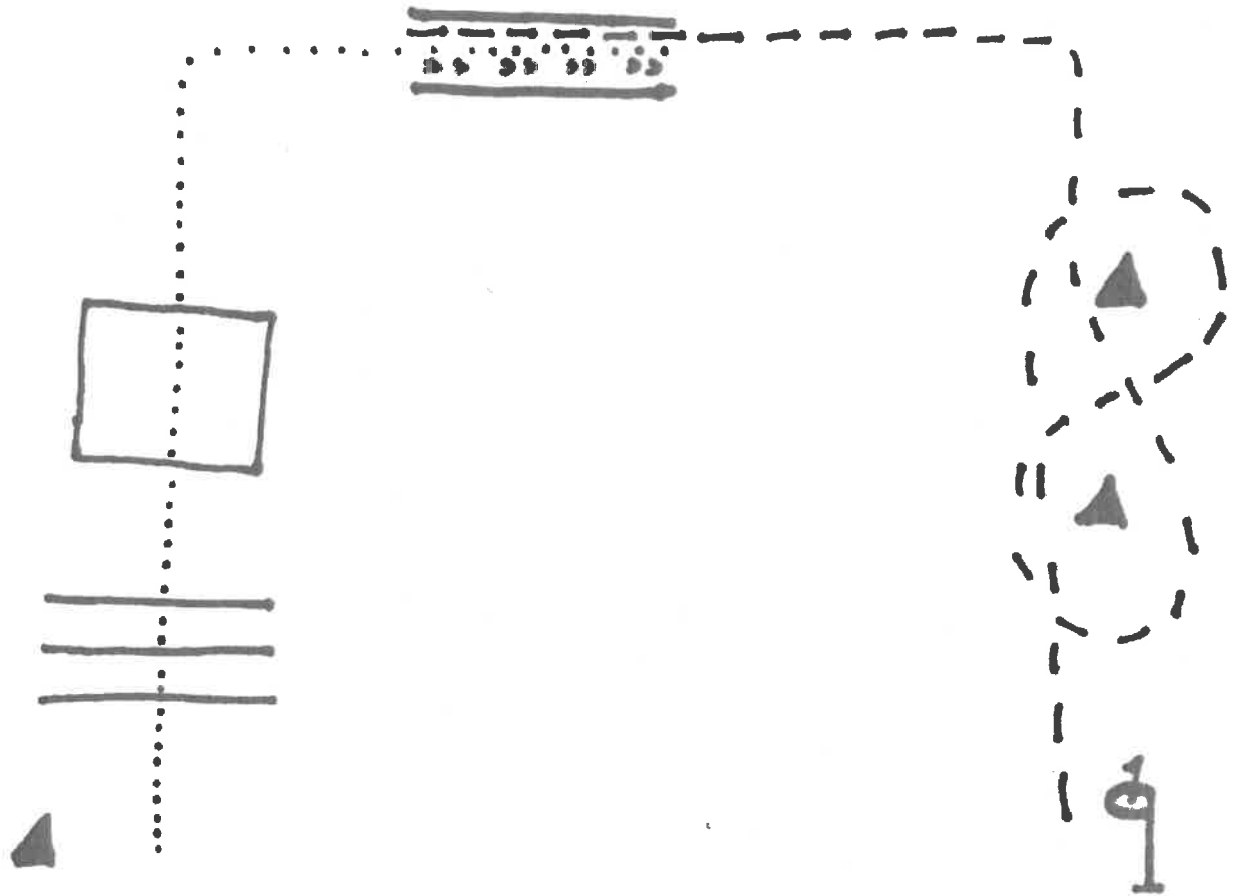


Be ready at A.

1. Walk from A to B.
2. Trot from B to the judge.
3. Stop and set up for inspection.
4. When dismissed, turn 90 degrees.
5. Walk away from judge and follow the instructions of your ring steward.



Cloverbud Trail Class



1. Walk over poles
2. Walk into box. Stop count to 3, walk out
3. Walk to chute
4. Walk into chute. Stop. Back out of chute.
5. 7 year olds job to and around cones in a figure eight. 5-6 year olds walk only
6. 7 year olds job to mailbox, 5-6 year olds walk to mailbox
7. Open mailbox, take a treat and wave at the judge
8. Exit

..... Walk
 - - - - - Jog
 >> >> >> Back